




Rapid Distance-Based Outlier Detection via Sampling

Mahito Sugiyama^{1,2} Karsten Borgwardt^{1,2,3}

Machine Learning and Computational Biology Research Group

¹Max Planck Institute for Intelligent Systems, Tübingen, ²Max Planck Institute for Developmental Biology, Tübingen, ³ZBIT, Eberhard Karls Universität Tübingen

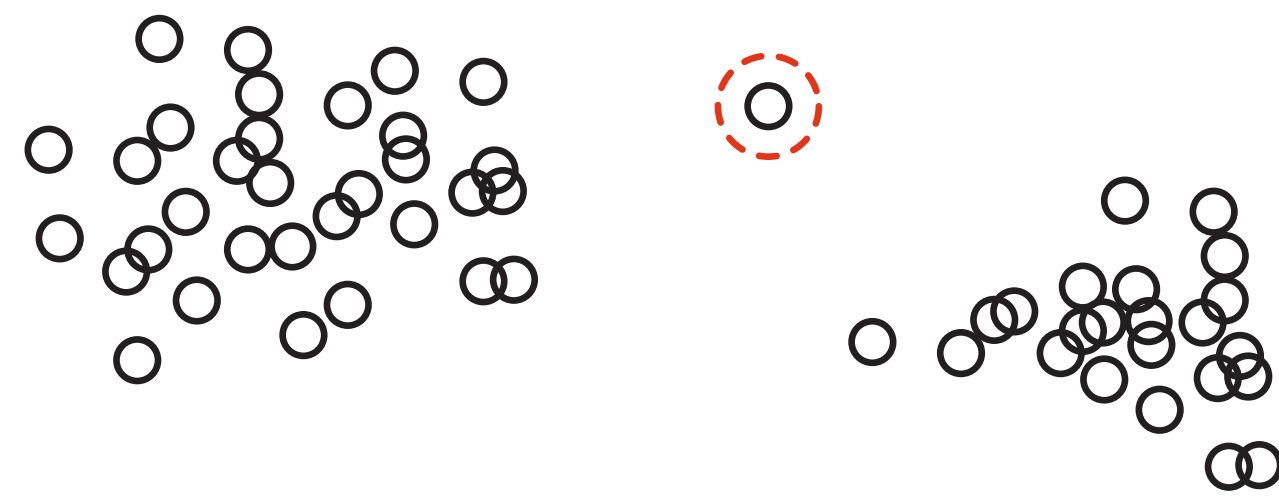
Unterstützt von / Supported by



BACKGROUND

How can we find outliers efficiently in massive datasets?

- Outliers are objects located far away from the remaining objects
- Outliers appear everywhere:
 - Intrusions in network traffic, credit card fraud, defective products in industry, medical diagnosis from X-ray images, ...
- Specific task:** Assign an **outlierness score** to each point using pairwise distances
 - This **distance-based** approach has been successfully applied in various domains
 - Example: k th nearest neighbor [1,2], LOF [Breunig *et al.* SIGMOD 2000]
 - It does not require to model the underlying probability distribution, which is particularly challenging for high-dimensional data



Problem: Scalability

- Computation of all pairwise distances is needed: $O(n^2)$
- Two state-of-the-art solutions
 - Partial computation to obtain only top- κ outliers
 - Indexing of objects
- Unfortunately, both strategies are not sufficient
 - The number of outliers often increases in direct proportion to the size of the dataset, which deteriorates the efficiency of partial computation
 - Index structures are often not efficient enough for high-dimensional data

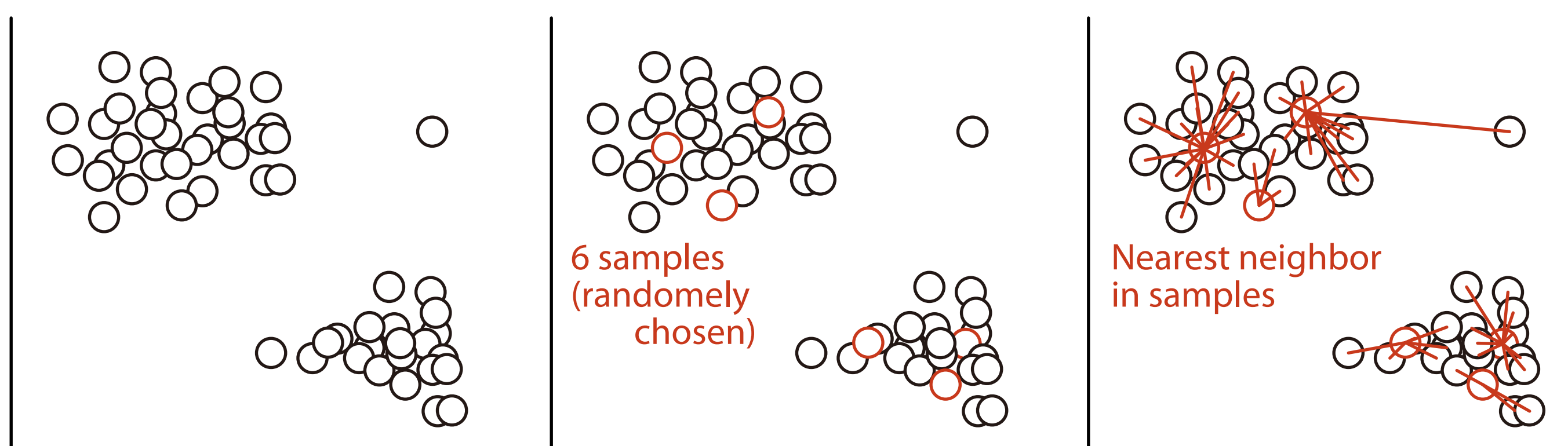
PROPOSAL: SAMPLING-BASED OUTLIER DETECTION

Solution: Sampling

- Given a dataset X (n data points, m dimensions)
- Randomly and independently sample a subset $S(X) \subset X$
- Define the score $q_{Sp}(x)$ for each object $x \in X$ as

$$q_{Sp}(x) := \min_{x' \in S(X)} d(x, x')$$

- Input parameter: the number of samples $s = |S(X)|$
- The time complexity is $\Theta(nms)$ and the space complexity is $\Theta(ms)$



- Related work:** Wu and Jermaine [3] proposed a sampling-based method:
 - Our method: **one-time** sampling, their method: **iterative** sampling for each point

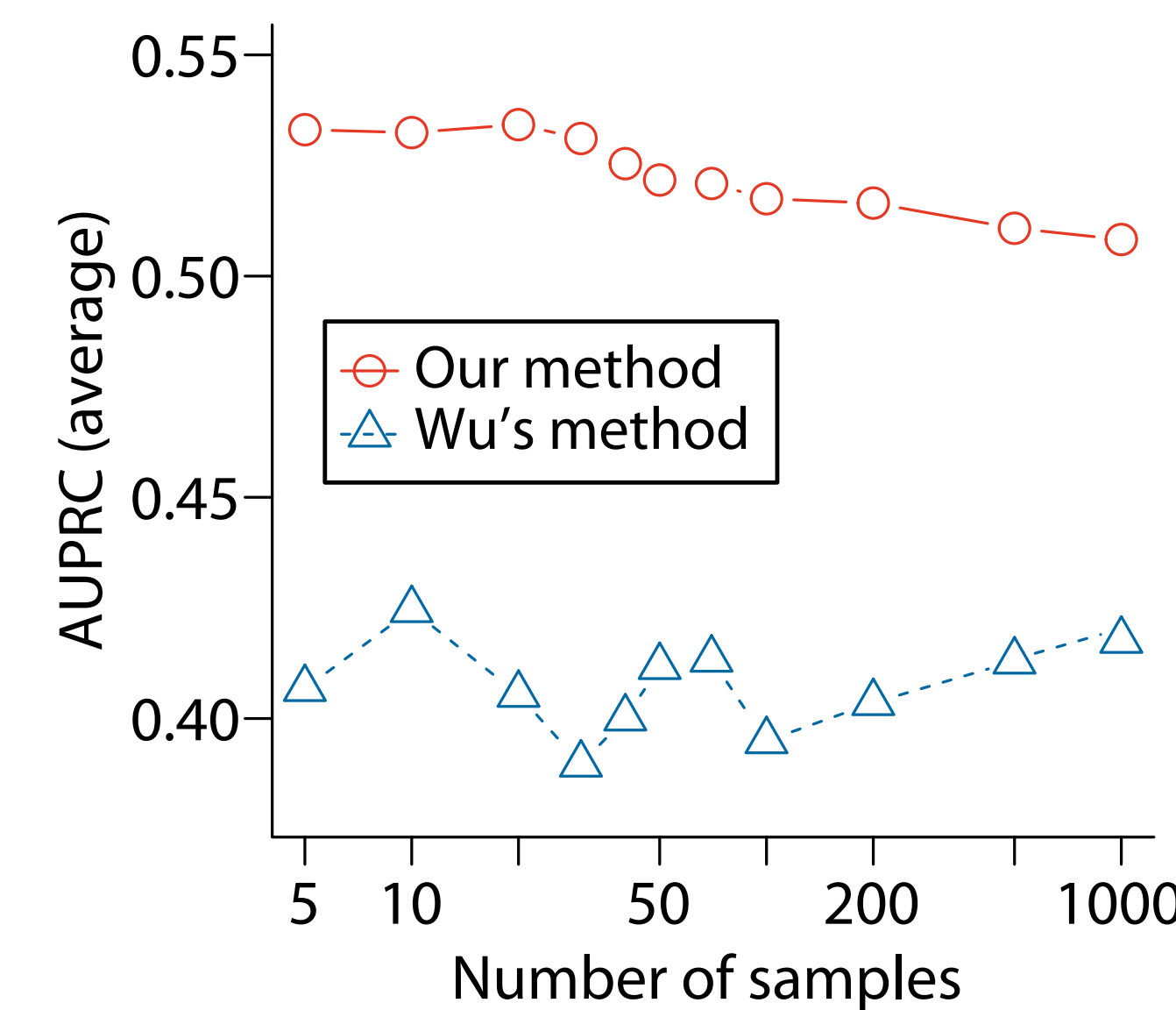
EXPERIMENTAL RESULTS

- Comparison partners:
 - k thNN (the latest technique iORCA [2] is used), Wu and Jermaine's method [3] (iterative sampling), iForest (random forest-like method) [Liu *et al.* 2012], LOF, FastVOA (angle-based method) [Pham and Pagh, 2012], One-class SVM [Schölkopf *et al.* 2001]
 - Parameters were set to be the same in the original papers or popular values

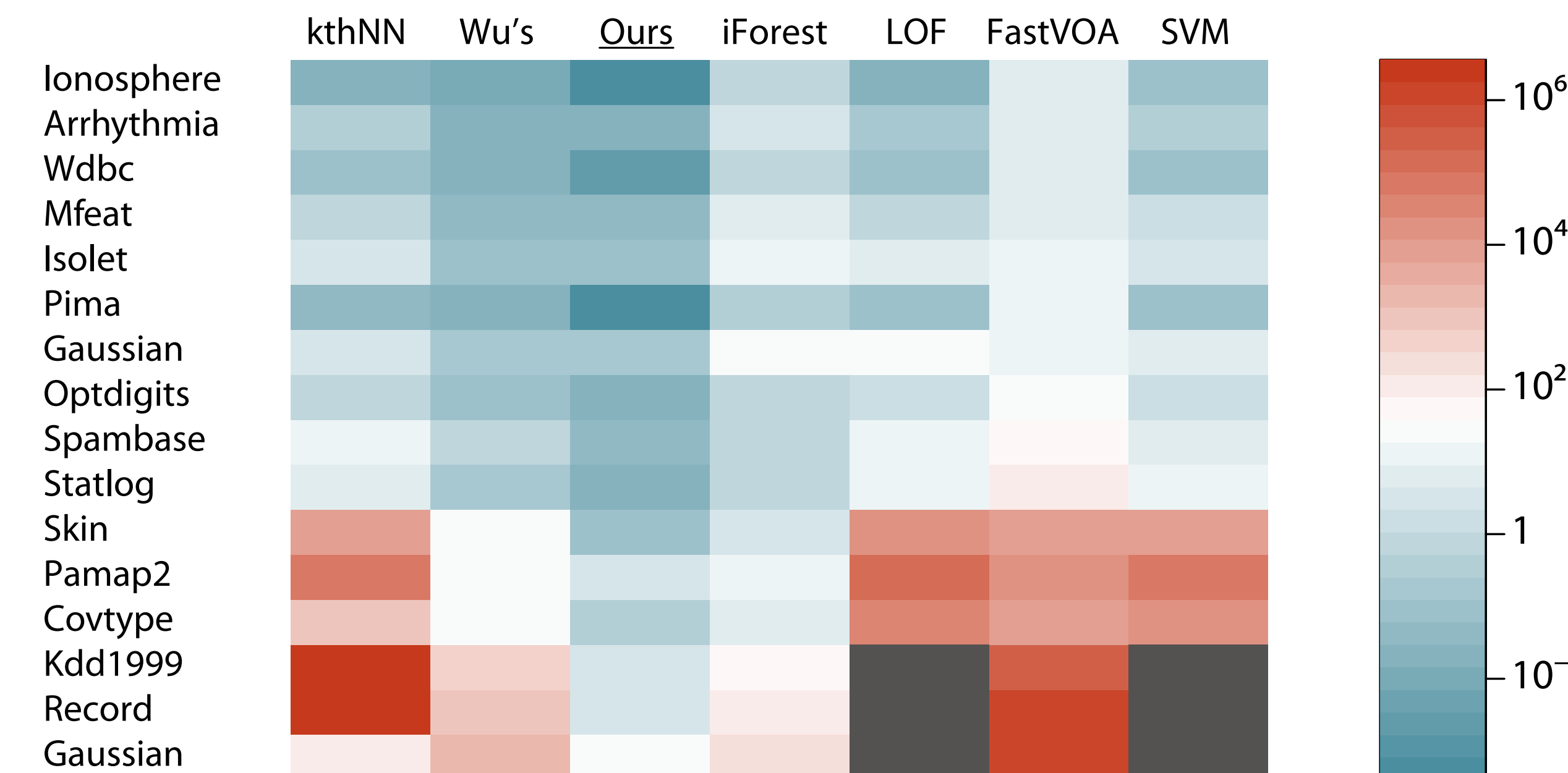
Datasets (* are synthetic)

	# of objects	# of outliers	# of dims
Ionosphere	351	126	34
Arrhythmia	452	207	274
Wdbc	569	212	30
Mfeat	600	200	649
Isolet	960	240	617
Pima	768	268	8
Gaussian*	1000	30	1000
Optdigits	1688	554	64
Spambase	4601	1813	57
Statlog	6435	626	36
Skin	245057	50859	3
Pamap2	373161	125953	51
Covtype	286048	2747	10
Kdd1999	4898431	703067	6
Record	5734488	20887	7
Gaussian*	10000000	30	20

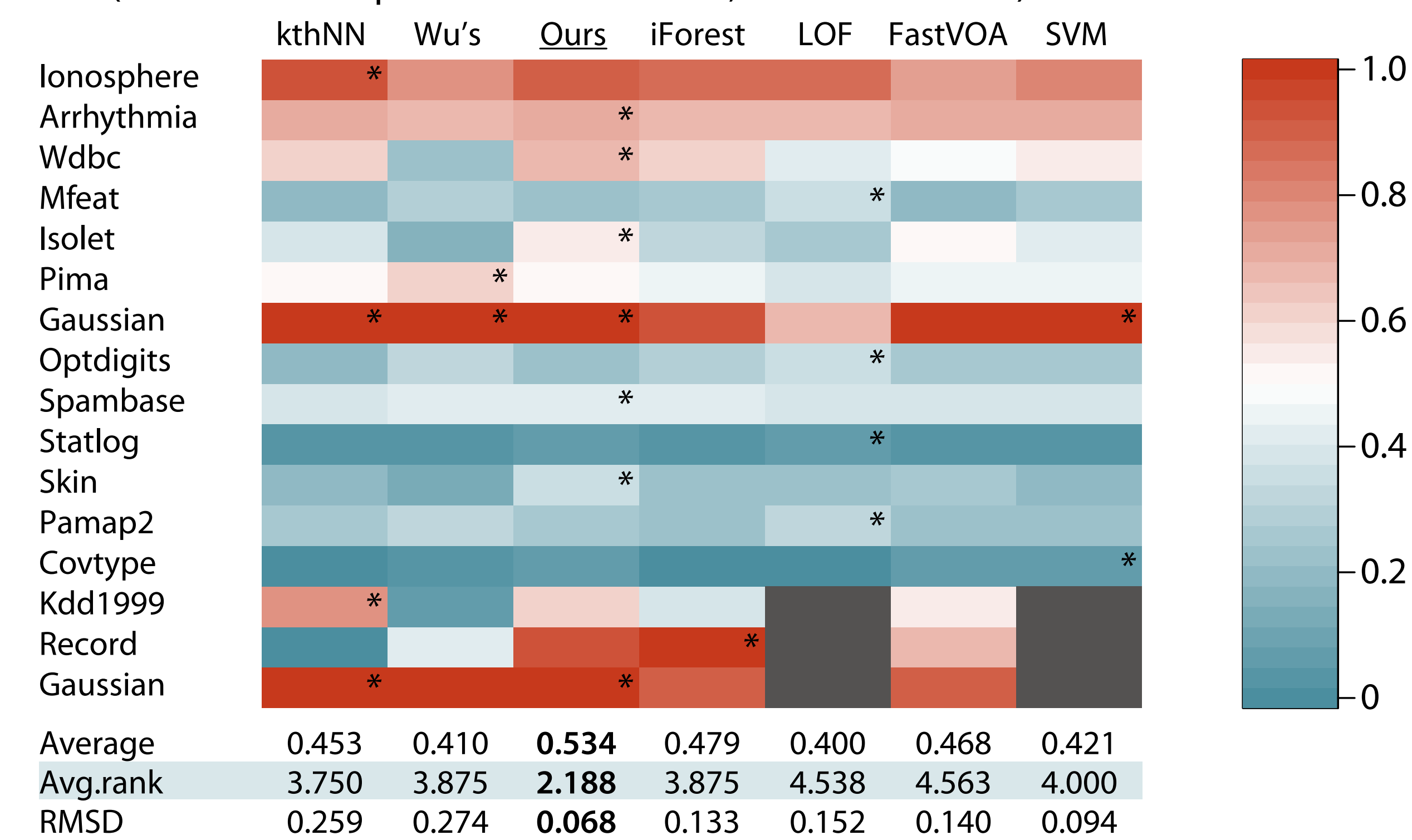
Sensitivity in sample sizes



Running time (in seconds)



AUPRC (area under the precision-recall curve; * are best scores)



THEORETICAL ANALYSIS

Main results

- $X(\alpha; \delta)$: the set of Knorr and Ng's $DB(\alpha, \delta)$ -outliers:

$$x \in X(\alpha; \delta) \text{ if } |\{x' \in X \mid d(x, x') > \delta\}| \geq \alpha n$$

- $\delta \in \mathbb{R}$ is a distance threshold
- $\alpha \in \mathbb{R}$ ($0 \leq \alpha \leq 1$) is the fraction of objects which locate far away from x ; this should be close to 1 by definition of outliers
- NOTE: These parameters are not needed in practice

- $\bar{X}(\alpha; \delta) = X \setminus X(\alpha; \delta)$, the set of inliers

- Define β ($0 \leq \beta \leq \alpha$) as the minimum value s.t.

$$\forall x \in \bar{X}(\alpha; \delta), |\{x' \in X \mid d(x, x') > \delta\}| \leq \beta n$$

- Result 1:** For $x \in X(\alpha; \delta)$ and $x' \in \bar{X}(\alpha; \delta)$,

$$\Pr(q_{Sp}(x) > q_{Sp}(x')) \geq \alpha^s (1 - \beta^s)$$

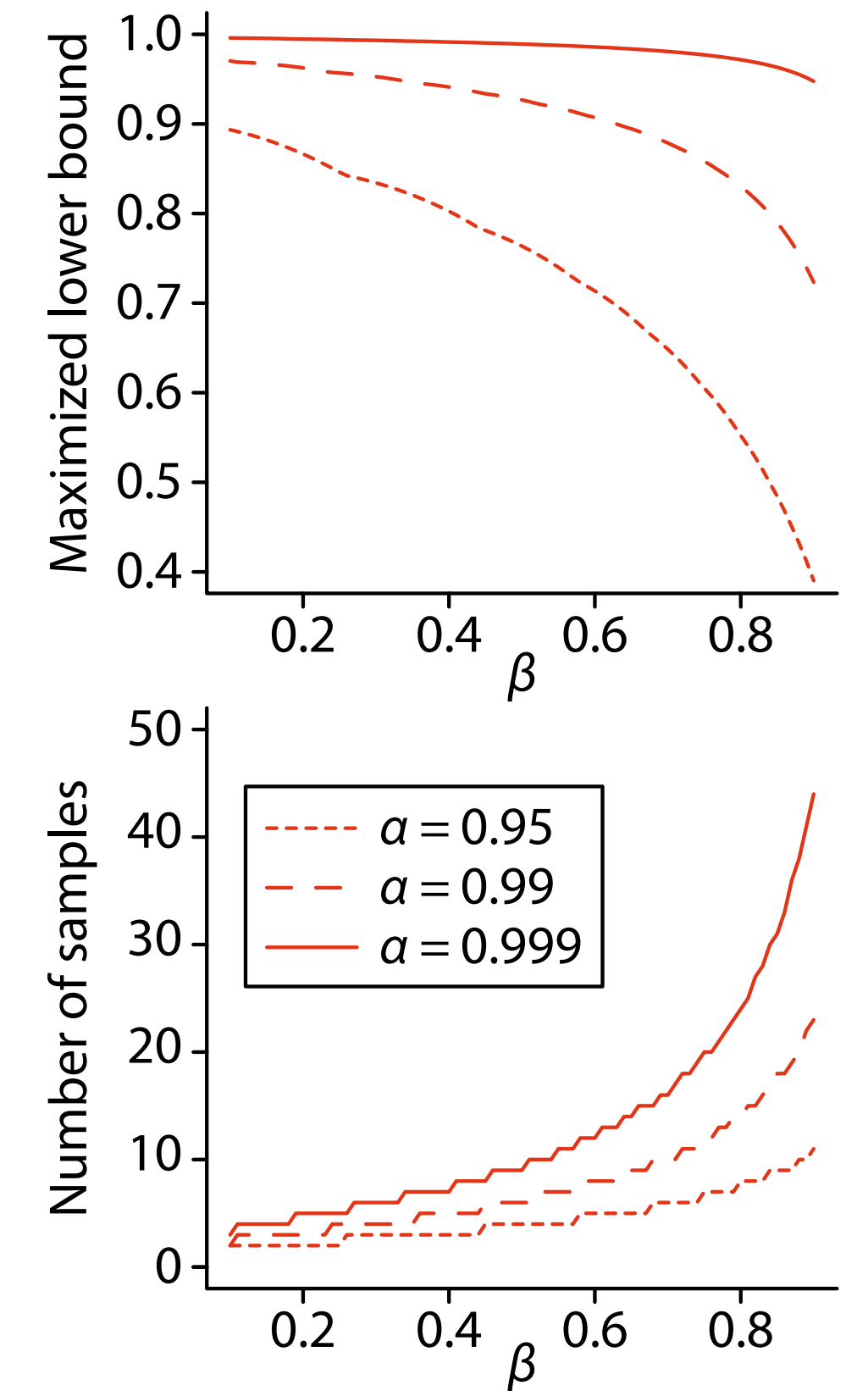
(s is the number of samples)

- This lower bound tends to be high in a typical setting (α is large, β is moderate)

- Result 2:** This bound is maximized at

$$s = \log_{\beta} \frac{\log \alpha}{\log \alpha + \log \beta}$$

- This value tends to be small



More detailed results

- A δ -partition \mathcal{P}_{δ} of $\bar{X}(\alpha; \delta)$: $\forall C \in \mathcal{P}_{\delta}, \max_{x, y \in C} d(x, y) < \delta$ and $\cup_{C \in \mathcal{P}_{\delta}} C = \bar{X}(\alpha; \delta)$
- For an outlier $x \in X(\alpha; \delta)$ and a cluster $C \in \mathcal{P}_{\delta}$,

$$\Pr(\forall x' \in C, q_{Sp}(x) > q_{Sp}(x')) \geq \alpha^s (1 - \beta^s) \text{ with } \beta = (n - |C|)/n$$

- Let $I(\alpha; \delta) \subset \bar{X}(\alpha; \delta)$ s.t. $\forall x \in X(\alpha; \delta), \min_{x' \in I(\alpha; \delta)} d(x, x') > \delta$, $\mathcal{P}_{\delta} = \{C_1, \dots, C_l\}$ be a δ -partition of $I(\alpha; \delta)$, and $p_i = |C_i|/|I(\alpha; \delta)|$ for each $i \in \{1, \dots, l\}$
- Let $\varphi(s) = \sum_{\forall i; s_i \geq 0} f(s_1, \dots, s_l; \mu, p_1, \dots, p_l)$, where f is the probability mass function of the multinomial distribution, and $\gamma = |I(\alpha; \delta)|/n$. Then

$$\Pr(\forall x \in X(\alpha; \delta), \forall x' \in \bar{X}(\alpha; \delta), q_{Sp}(x) > q_{Sp}(x')) \geq \gamma^s \max_{\mathcal{P}_{\delta}} \varphi(s)$$

CONCLUSION

- Our method is **much** (2 to 6 orders of magnitude) **faster** than exhaustive methods
- Our method is **the most effective** on average

REFERENCES

- Original paper on distance-based outliers: Korr, E. M., Ng, R. T., and Tucakov, V. **Distance-based outliers: algorithms and applications**. *The VLDB Journal*, 8(3):237–253, 2000.
- State-of-the-art of k thNN detection: Bhaduri, K., Matthews, B. L., and Giannella, C. R. **Algorithms for speeding up distance-based outlier detection**. KDD 2011.
- Related sampling-based method: Wu, M. and Jermaine, C. **Outlier detection by sampling with accuracy guarantees**. KDD 2006.